



TISCH ENVIRONMENTAL, INC.
 145 SOUTH MIAMI AVE.
 VILLAGE OF CLEVELAND, OH 45002
 513.467.9000
 877.263.7610 TOLL FREE
 513.467.9009 FAX
 WWW.TISCH-ENV.COM

AIR POLLUTION MONITORING EQUIPMENT

ORIFICE TRANSFER STANDARD CERTIFICATION WORKSHEET TE-5025A

Date - Jul 11, 2011 Rootmeter S/N 0438320 Ta (K) - 298
 Operator Tisch Orifice I.D. - 0005 Pa (mm) - 749.3

PLATE OR Run #	VOLUME START (m3)	VOLUME STOP (m3)	DIFF VOLUME (m3)	DIFF TIME (min)	METER DIFF Hg (mm)	ORFICE DIFF H2O (in.)
1	NA	NA	1.00	1.3710	3.2	2.00
2	NA	NA	1.00	0.9730	6.4	4.00
3	NA	NA	1.00	0.8690	7.9	5.00
4	NA	NA	1.00	0.8300	8.8	5.50
5	NA	NA	1.00	0.6860	12.8	8.00

DATA TABULATION

Vstd	(x axis) Qstd	(y axis)	Va	(x axis) Qa	(y axis)
0.9817	0.7160	1.4042	0.9957	0.7263	0.8919
0.9775	1.0046	1.9859	0.9915	1.0190	1.2613
0.9754	1.1225	2.2203	0.9894	1.1385	1.4101
0.9743	1.1739	2.3286	0.9882	1.1907	1.4790
0.9690	1.4126	2.8084	0.9829	1.4328	1.7837
Qstd slope (m) = 2.01593			Qa slope (m) = 1.26234		
intercept (b) = -0.03978			intercept (b) = -0.02526		
coefficient (r) = 0.99999			coefficient (r) = 0.99999		
y axis = SQRT[H2O(Pa/760)(298/Ta)]			y axis = SQRT[H2O(Ta/Pa)]		

CALCULATIONS

Vstd = Diff. Vol [(Pa-Diff. Hg)/760] (298/Ta)
 Qstd = Vstd/Time

Va = Diff Vol [(Pa-Diff Hg)/Pa]
 Qa = Va/Time

For subsequent flow rate calculations:

Qstd = 1/m{ [SQRT(H2O(Pa/760)(298/Ta))] - b}
 Qa = 1/m{ [SQRT H2O(Ta/Pa)] - b}



Calibration Certificate

Certificate No. **13784**

Page 1 of 4 Pages

Customer : Lam Geotechnics Limited

Address : 11/F., Centre Point, 181-185 Gloucester Road, Wanchai, Hong Kong

Order No. : Q11569

Date of receipt : 6-Jul-11

Item Tested

Description : Sound Level Meter

Manufacturer : B&K

Model : 2250

Serial No. : 2722311

Test Conditions

Date of Test : 6-Jul-11

Supply Voltage : --

Ambient Temperature : (23 ± 3)°C

Relative Humidity : (50 ± 25) %

Test Specifications

Calibration check.

Ref. Document/Procedure: Z01.

Test Results

All results were within the IEC 651 Type 1, IEC 804 Type 1 & IEC 1260 Class 1 specification.

The results are shown in the attached page(s).

Main Test equipment used:

<u>Equipment No.</u>	<u>Description</u>	<u>Cert. No.</u>	<u>Traceable to</u>
S017	Multi-Function Generator	C101623	SCL-HKSAR
S024	Sound Level Calibrator	04062	NIM-PRC & SCL-HKSAR

The values given in this Calibration Certificate only relate to the values measured at the time of the test and any uncertainties quoted will not include allowance for the equipment long term drift, variations with environmental changes, vibration and shock during transportation, overloading, mis-handling, or the capability of any other laboratory to repeat the measurement. Hong Kong Calibration Ltd. shall not be liable for any loss or damage resulting from the use of the equipment.

The test equipment used for calibration are traceable to International System of Units (SI).
The test results apply to the above Unit-Under-Test only

Calibrated by : 

P. F. Wong

Approved by : 

Dorothy Cheuk

This Certificate is issued by:
Hong Kong Calibration Ltd.

Unit 8B, 24/F., Well Fung Industrial Centre, No. 58-76, Ta Chuen Ping Street, Kwai Chung, NT, Hong Kong.
Tel: 2425 8801 Fax: 2425 8646

Date: 6-Jul-11



Calibration Certificate

Certificate No. **13784**

Page 2 of 4 Pages

Results :

1. SPL

UUT Setting				Applied Value (dB)	UUT Reading (dB)
Range	Freq. Wgt.	Time Const.	Center Freq.		
20 - 140	A (SPL)	Fast	--	94.0	93.9
		Slow	--		93.9
	C (SPL)	Fast	--	94.0	93.9
	A (SPL)	Fast	--	114.0	113.8
		Slow	--		113.8
	C (SPL)	Fast	--	114.0	113.8
	--	1/1 – Oct/Fast	1 kHz	94.0	93.8
				114.0	113.7
	--	1/3 – Oct/Fast	1 kHz	94.0	93.7
				114.0	113.6

IEC 651 Type 1 Spec. : ± 0.7 dB

Uncertainty : ± 0.1 dB

2. Level Stability : 0.0 dB

IEC 651 Type 1 Spec. : ± 0.3 dB

Uncertainty : ± 0.01 dB

3. Linearity

Differential level linearity

UUT Range (dB)	Applied Value (dB)	UUT Rdg (dB)	Variation (dB)	IEC 651 Type 1 Spec.
20~140	84.0	83.9	0.0	± 0.4 dB
	94.0	93.9 (Ref.)	--	
	95.0	95.0	+0.1	± 0.2 dB

Uncertainty : ± 0.1 dB



Calibration Certificate

Certificate No. 13784

Page 3 of 4 Pages

4. Frequency Weighting

A weighting

Frequency	Attenuation (dB)	IEC 651 Type 1 Spec.
31.5 Hz	-39.8	- 39.4 dB, ± 1.5 dB
63 Hz	-26.5	- 26.2 dB, ± 1.5 dB
125 Hz	-16.5	- 16.1 dB, ± 1 dB
250 Hz	-9.0	- 8.6 dB, ± 1 dB
500 Hz	-3.5	- 3.2 dB, ± 1 dB
1 kHz	0.0 (Ref)	0 dB, ± 1 dB
2 kHz	+1.1	+ 1.2 dB, ± 1 dB
4 kHz	+1.1	+ 1.0 dB, ± 1 dB
8 kHz	-1.3	- 1.1 dB, + 1.5 dB \sim -3 dB
16 kHz	-5.9	- 6.6 dB, + 3 dB \sim - ∞

Uncertainty : ± 0.1 dB

5. Time Averaging

Applied Burst duty Factor	Applied Leq Value (dB)	UUT Reading (dB)	IEC 804 Type 1 Spec.
continuous	40.0	--	--
1/10	40.0	40.1	± 0.5 dB
1/10 ²	40.0	40.0	
1/10 ³	40.0	40.0	± 1.0 dB
1/10 ⁴	40.0	40.0	

Uncertainty : ± 0.1 dB



Calibration Certificate

Certificate No. 13784

Page 4 of 4 Pages

6. Filter Characteristics

6.1 1/1 – Octave Filter

Frequency	Attenuation (dB)	IEC 1260 Class 1 Spec. (dB)
125 Hz	-64.2	< - 61
250 Hz	-44.9	< - 42
500 Hz	-21.1	< - 17.5
707 Hz	-3.8	- 2 ~ - 5
1 kHz (Ref)	--	--
1.414 kHz	-3.6	- 2 ~ - 5
2 kHz	-20.9	< - 17.5
4 kHz	-56.0	< - 42
8 kHz	-86.0	< - 61

Uncertainty : ± 0.25 dB

6.2 1/3 – Octave Filter

Frequency	Attenuation (dB)	IEC 1260 Class 1 Spec.(dB)
326 Hz	-64.9	< - 61
530 Hz	-48.1	< - 42
772 Hz	-23.6	< - 17.5
891 Hz	-3.9	+ 0.3 ~ - 5.0
1 kHz (Ref)	--	--
1.122 kHz	-3.9	+ 0.3 ~ - 5.0
1.296 kHz	-23.7	< - 17.5
1.887 kHz	-48.8	< - 42
3.070 kHz	-70.4	< - 61

Uncertainty : ± 0.25 dB

Remarks : 1. UUT : Unit-Under-Test

2. The uncertainty claimed is for a confidence probability of not less than 95%.

3. Atmospheric pressure : 996 hPa.

----- END -----



Calibration Certificate

Certificate No. 13813

Page 1 of 4 Pages

Customer : Lam Geotechnics Limited

Address : 11/F., Centre Point, 181-185 Gloucester Road, Wanchai, Hong Kong

Order No. : Q11569

Date of receipt : 7-Jul-11

Item Tested

Description : Sound Level Meter

Manufacturer : B&K

Model : 2250

Serial No. : 2722310

Test Conditions

Date of Test : 8-Jul-11

Supply Voltage : --

Ambient Temperature : (23 ± 3)°C

Relative Humidity : (50 ± 25) %

Test Specifications

Calibration check.

Ref. Document/Procedure: Z01.

Test Results

All results were within the IEC 651 Type 1, IEC 804 Type 1 & IEC 1260 Class 1 specification.

The results are shown in the attached page(s).


Main Test equipment used:


<u>Equipment No.</u>	<u>Description</u>	<u>Cert. No.</u>	<u>Traceable to</u>
S017A	Multi-Function Generator	07279	SCL-HKSAR
S024	Sound Level Calibrator	04062	NIM-PRC & SCL-HKSAR

The values given in this Calibration Certificate only relate to the values measured at the time of the test and any uncertainties quoted will not include allowance for the equipment long term drift, variations with environmental changes, vibration and shock during transportation, overloading, mis-handling, or the capability of any other laboratory to repeat the measurement. Hong Kong Calibration Ltd. shall not be liable for any loss or damage resulting from the use of the equipment.

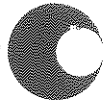
The test equipment used for calibration are traceable to International System of Units (SI).

The test results apply to the above Unit-Under-Test only

Calibrated by : 
P. F. Wong

Approved by : 
Dorothy Cheuk

Date: 8-Jul-11



Calibration Certificate

Certificate No. **13813**

Page 2 of 4 Pages

Results :

1. SPL

UUT Setting				Applied Value (dB)	UUT Reading (dB)
Range	Freq. Wgt.	Time Const.	Center Freq.		
20 - 140	A (SPL)	Fast	--	94.0	93.8
		Slow	--		93.8
	C (SPL)	Fast	--	94.0	93.9
	A (SPL)	Fast	--	114.0	113.7
		Slow	--		113.7
	C (SPL)	Fast	--	114.0	113.7
	--	1/1 - Oct/Fast	1 kHz	94.0	93.8
				114.0	113.7
	--	1/3 - Oct/Fast	1 kHz	94.0	93.8
				114.0	113.7

IEC 651 Type 1 Spec. : ± 0.7 dB

Uncertainty : ± 0.2 dB

2. Level Stability : 0.0 dB

IEC 651 Type 1 Spec. : ± 0.3 dB

Uncertainty : ± 0.01 dB

3. Linearity

Differential level linearity

UUT Range (dB)	Applied Value (dB)	UUT Rdg (dB)	Variation (dB)	IEC 651 Type 1 Spec.
120	84.0	83.8	0.0	± 0.4 dB
	94.0	93.8 (Ref.)	--	
	95.0	94.8	0.0	± 0.2 dB

Uncertainty : ± 0.1 dB



Calibration Certificate

Certificate No. 13813

Page 3 of 4 Pages

4. Frequency Weighting

A weighting

Frequency	Attenuation (dB)	IEC 651 Type 1 Spec.
31.5 Hz	-39.9	- 39.4 dB, ± 1.5 dB
63 Hz	-26.6	- 26.2 dB, ± 1.5 dB
125 Hz	-16.5	- 16.1 dB, ± 1 dB
250 Hz	-9.0	- 8.6 dB, ± 1 dB
500 Hz	-3.5	- 3.2 dB, ± 1 dB
1 kHz	0.0 (Ref)	0 dB, ± 1 dB
2 kHz	+1.4	+ 1.2 dB, ± 1 dB
4 kHz	+1.2	+ 1.0 dB, ± 1 dB
8 kHz	-1.2	- 1.1 dB, + 1.5 dB \sim -3 dB
16 kHz	-5.8	- 6.6 dB, + 3 dB \sim - ∞

Uncertainty : ± 0.1 dB

5. Time Averaging

Applied Burst duty Factor	Applied Leq Value (dB)	UUT Reading (dB)	IEC 804 Type 1 Spec.
continuous	40.0	--	--
1/10	40.0	40.0	± 0.5 dB
1/10 ²	40.0	39.9	± 1.0 dB
1/10 ³	40.0	40.0	
1/10 ⁴	40.0	40.0	

Uncertainty : ± 0.1 dB



Calibration Certificate

Certificate No. 13813

Page 4 of 4 Pages

6. Filter Characteristics

6.1 1/1 – Octave Filter

Frequency	Attenuation (dB)	IEC 1260 Class 1 Spec. (dB)
125 Hz	-64.2	< - 61
250 Hz	-44.9	< - 42
500 Hz	-21.0	< - 17.5
707 Hz	-3.8	- 2 ~ - 5
1 kHz (Ref)	--	--
1.414 kHz	-3.5	- 2 ~ - 5
2 kHz	-20.8	< - 17.5
4 kHz	-55.9	< - 42
8 kHz	-85.7	< - 61

Uncertainty : ± 0.25 dB

6.2 1/3 – Octave Filter

Frequency	Attenuation (dB)	IEC 1260 Class 1 Spec.(dB)
326 Hz	-63.6	< - 61
530 Hz	-47.9	< - 42
772 Hz	-23.5	< - 17.5
891 Hz	-3.7	+ 0.3 ~ - 5.0
1 kHz (Ref)	--	--
1.122 kHz	-3.6	+ 0.3 ~ - 5.0
1.296 kHz	-23.4	< - 17.5
1.887 kHz	-48.1	< - 42
3.070 kHz	-69.8	< - 61

Uncertainty : ± 0.25 dB

Remarks : 1. UUT : Unit-Under-Test

2. The uncertainty claimed is for a confidence probability of not less than 95%.

3. Atmospheric pressure : 1 000 hPa.

----- END -----



Lam Geotechnics Limited

Calibration Data for High Volume Sampler (TSP Sampler)

Location : MA1w
 Equipment no. : EL080

Calibration Date : 17-Feb-12
 Calibration Due Dat : 17-Apr-12

CALIBRATION OF CONTINUOUS FLOW RECORDER

Ambient Condition			
Temperature, T _a	288	Kelvin	Pressure, P _a
			1018 mmHg

Orifice Transfer Standard Information			
Equipment No.	EL086	Slope, m _c	2.01593
		Intercept, b _c	-0.03978
Last Calibration Date	11-Jul-11	$\left(H \times P_a / 1013.3 \times 298 / T_a \right)^{1/2}$ $= m_c \times Q_{std} + b_c$	
Next Calibration Date	11-Jul-12		

Calibration of RSP						
Calibration Point	Manometer Reading			Q _{std} (m ³ / min.) X-axis	Continuous Flow Recorder, W (CFM)	IC (W(P _a /1013.3x298/T _a) ^{1/2} /35.31) Y-axis
	(up)	(down)	(difference)			
1	6.0	6.0	12.0	1.7717	54	55.0567
2	4.9	4.9	9.8	1.6030	46	46.9002
3	3.7	3.7	7.4	1.3955	39	39.7632
4	2.3	2.3	4.6	1.1045	26	26.5088
5	1.5	1.5	3.0	0.8957	16	16.3131

By Linear Regression of Y on X

Slope, m = 43.5274 Intercept, b = -22.0317
 Correlation Coefficient* = 0.9987
 Calibration Accepted = Yes/No**

* if Correlation Coefficient < 0.990, check and recalibration again.

** Delete as appropriate.

Remarks : _____

Calibrated by : Sam Lam
 Date : 17-Feb-12

Checked by : Cherry Mak
 Date : 17-Feb-12



Lam Geotechnics Limited

Calibration Data for High Volume Sampler (TSP Sampler)

Location : MA1e
 Equipment no. : EL455

Calibration Date : 17-Feb-12
 Calibration Due Dat : 17-Apr-12

CALIBRATION OF CONTINUOUS FLOW RECORDER

Ambient Condition			
Temperature, T _a	288	Kelvin	Pressure, P _a
			1018 mmHg

Orifice Transfer Standard Information			
Equipment No.	EL086	Slope, m _c	2.01593
		Intercept, b _c	-0.03978
Last Calibration Date	11-Jul-11	$\left(H \times P_a / 1013.3 \times 298 / T_a \right)^{1/2}$ $= m_c \times Q_{std} + b_c$	
Next Calibration Date	11-Jul-12		

Calibration of RSP						
Calibration Point	Manometer Reading			Q _{std} (m ³ / min.) X-axis	Continuous Flow Recorder, W (CFM)	IC (W(P _a /1013.3x298/T _a) ^{1/2} /35.31) Y-axis
	(up)	(down)	(difference)			
1	6.2	6.2	12.4	1.8007	59	60.1546
2	5.0	5.0	10.0	1.6191	51	51.9980
3	3.9	3.9	7.8	1.4322	42	42.8219
4	2.5	2.5	5.0	1.1506	30	30.5871
5	1.5	1.5	3.0	0.8957	22	22.4305

By Linear Regression of Y on X

Slope, m = 42.2999 Intercept, b = -16.7615
 Correlation Coefficient* = 0.9973
 Calibration Accepted = Yes/No**

* if Correlation Coefficient < 0.990, check and recalibration again.

** Delete as appropriate.

Remarks : _____

Calibrated by : Sam Lam
 Date : 17-Feb-12

Checked by : Cherry Mak
 Date : 17-Feb-12



Lam Geotechnics Limited

Calibration Data for High Volume Sampler (TSP Sampler)

Location : CMA5a Calibration Date : 17-Feb-12
 Equipment no. : EL380 Calibration Due Date : 17-Apr-12

CALIBRATION OF CONTINUOUS FLOW RECORDER

Ambient Condition			
Temperature, T _a	288	Kelvin	Pressure, P _a
			1018 mmHg

Orifice Transfer Standard Information			
Equipment No.	EL086	Slope, m _c	2.01593
		Intercept, b _c	-0.03978
Last Calibration Date	11-Jul-11	$(H \times P_a / 1013.3 \times 298 / T_a)^{1/2}$ $= m_c \times Q_{std} + b_c$	
Next Calibration Date	11-Jul-12		

Calibration of RSP						
Calibration Point	Manometer Reading			Q _{std} (m ³ / min.) X-axis	Continuous Flow Recorder, W (CFM)	IC (W(P _a /1013.3x298/T _a) ^{1/2} /35.31) Y-axis
	(up)	(down)	(difference)			
1	6.1	6.1	12.2	1.7863	57	58.1155
2	4.9	4.9	9.8	1.6030	50	50.9785
3	3.6	3.6	7.2	1.3768	42	42.8219
4	2.4	2.4	4.8	1.1278	33	33.6458
5	1.5	1.5	3.0	0.8957	26	26.5088

By Linear Regression of Y on X

Slope, m = 35.6554 Intercept, b = -6.0031

Correlation Coefficient* = 0.9993

Calibration Accepted = Yes/No**

* if Correlation Coefficient < 0.990, check and recalibration again.

** Delete as appropriate.

Remarks : _____

Calibrated by : Sam Lam Checked by : Cherry Mak
 Date : 17-Feb-12 Date : 17-Feb-12



Lam Geotechnics Limited

Calibration Data for High Volume Sampler (TSP Sampler)

Location : CMA4a
 Equipment no. : EL390

Calibration Date : 17-Feb-12
 Calibration Due Date : 17-Apr-12

CALIBRATION OF CONTINUOUS FLOW RECORDER

Ambient Condition			
Temperature, T _a	288	Kelvin	Pressure, P _a
			1018 mmHg

Orifice Transfer Standard Information			
Equipment No.	EL086	Slope, m _c	2.01593
		Intercept, b _c	-0.03978
Last Calibration Date	11-Jul-11	$\left(H \times P_a / 1013.3 \times 298 / T_a \right)^{1/2}$ $= m_c \times Q_{std} + b_c$	
Next Calibration Date	11-Jul-12		

Calibration of RSP						
Calibration Point	Manometer Reading			Q _{std} (m ³ / min.) X-axis	Continuous Flow Recorder, W (CFM)	IC (W(P _a /1013.3x298/T _a) ^{1/2} /35.31) Y-axis
	(up)	(down)	(difference)			
1	5.9	5.9	11.8	1.7571	59	60.1546
2	4.9	4.9	9.8	1.6030	52	53.0176
3	3.5	3.5	7.0	1.3578	45	45.8806
4	2.3	2.3	4.6	1.1045	35	35.6849
5	1.4	1.4	2.8	0.8660	29	29.5675

By Linear Regression of Y on X

Slope, m = 34.2898 Intercept, b = -1.0076
 Correlation Coefficient* = 0.9968
 Calibration Accepted = Yes/No**

* if Correlation Coefficient < 0.990, check and recalibration again.

** Delete as appropriate.

Remarks : _____

Calibrated by : Sam Lam
 Date : 17-Feb-12

Checked by : Cherry Mak
 Date : 17-Feb-12



Lam Geotechnics Limited

Calibration Data for High Volume Sampler (TSP Sampler)

Location : CMA3a Calibration Date : 17-Feb-12
 Equipment no. : EL888 Calibration Due Date : 17-Apr-12

CALIBRATION OF CONTINUOUS FLOW RECORDER

Ambient Condition			
Temperature, T _a	288	Kelvin	Pressure, P _a
			1018 mmHg

Orifice Transfer Standard Information			
Equipment No.	EL086	Slope, m _c	2.01593
		Intercept, b _c	-0.03978
Last Calibration Date	11-Jul-11	$\left(H \times P_a / 1013.3 \times 298 / T_a \right)^{1/2}$ $= m_c \times Q_{std} + b_c$	
Next Calibration Date	11-Jul-12		

Calibration of RSP						
Calibration Point	Manometer Reading			Q _{std} (m ³ / min.) X-axis	Continuous Flow Recorder, W (CFM)	IC (W(P _a /1013.3x298/T _a) ^{1/2} /35.31) Y-axis
	(up)	(down)	(difference)			
1	5.8	5.8	11.6	1.7423	46	46.9002
2	4.6	4.6	9.2	1.5538	41	41.8023
3	3.6	3.6	7.2	1.3768	34	34.6654
4	2.3	2.3	4.6	1.1045	25	25.4892
5	1.5	1.5	3.0	0.8957	15	15.2935

By Linear Regression of Y on X

Slope, m = 37.1881 Intercept, b = -16.8016
 Correlation Coefficient* = 0.9962
 Calibration Accepted = Yes/No**

* if Correlation Coefficient < 0.990, check and recalibration again.

** Delete as appropriate.

Remarks : _____

Calibrated by : Sam Lam Checked by : Cherry Mak
 Date : 17-Feb-12 Date : 17-Feb-12



Lam Geotechnics Limited

Calibration Data for High Volume Sampler (TSP Sampler)

Location : CMA2a Calibration Date : 17-Feb-12
 Equipment no. : EL449 Calibration Due Date : 17-Apr-12

CALIBRATION OF CONTINUOUS FLOW RECORDER

Ambient Condition			
Temperature, T _a	288	Kelvin	Pressure, P _a
			1018 mmHg

Orifice Transfer Standard Information			
Equipment No.	EL086	Slope, m _c	2.01593
		Intercept, b _c	-0.03978
Last Calibration Date	11-Jul-11	$\left(H \times P_a / 1013.3 \times 298 / T_a \right)^{1/2}$ $= m_c \times Q_{std} + b_c$	
Next Calibration Date	11-Jul-12		

Calibration of RSP						
Calibration Point	Manometer Reading			Q _{std} (m ³ / min.) X-axis	Continuous Flow Recorder, W (CFM)	IC (W(P _a /1013.3x298/T _a) ^{1/2} /35.31) Y-axis
	(up)	(down)	(difference)			
1	6.3	6.3	12.6	1.8150	52	53.0176
2	5.2	5.2	10.4	1.6507	45	45.8806
3	4.0	4.0	8.0	1.4502	38	38.7436
4	2.6	2.6	5.2	1.1730	28	28.5479
5	1.6	1.6	3.2	0.9245	16	16.3131

By Linear Regression of Y on X

Slope, m = 40.2228 Intercept, b = -19.9196
 Correlation Coefficient* = 0.9982
 Calibration Accepted = Yes/No**

* if Correlation Coefficient < 0.990, check and recalibration again.

** Delete as appropriate.

Remarks : _____

Calibrated by : Sam Lam Checked by : Cherry Mak
 Date : 17-Feb-12 Date : 17-Feb-12



Lam Geotechnics Limited

Calibration Data for High Volume Sampler (TSP Sampler)

Location : CMA1b
 Equipment no. : EL452

Calibration Date : 17-Feb-12
 Calibration Due Dat : 17-Apr-12

CALIBRATION OF CONTINUOUS FLOW RECORDER

Ambient Condition			
Temperature, T _a	288	Kelvin	Pressure, P _a
			1018 mmHg

Orifice Transfer Standard Information			
Equipment No.	EL086	Slope, m _c	2.01593
		Intercept, b _c	-0.03978
Last Calibration Date	11-Jul-11	$\left(H \times P_a / 1013.3 \times 298 / T_a \right)^{1/2}$ $= m_c \times Q_{std} + b_c$	
Next Calibration Date	11-Jul-12		

Calibration of RSP						
Calibration Point	Manometer Reading			Q _{std} (m ³ / min.) X-axis	Continuous Flow Recorder, W (CFM)	IC (W(P _a /1013.3x298/T _a) ^{1/2} /35.31) Y-axis
	(up)	(down)	(difference)			
1	6.1	6.1	12.2	1.7863	61	62.1937
2	5.0	5.0	10.0	1.6191	54	55.0567
3	3.8	3.8	7.6	1.4140	46	46.9002
4	2.5	2.5	5.0	1.1506	36	36.7045
5	1.6	1.6	3.2	0.9245	25	25.4892

By Linear Regression of Y on X

Slope, m = 41.8759 Intercept, b = -12.4733
 Correlation Coefficient* = 0.9990
 Calibration Accepted = Yes/No**

* if Correlation Coefficient < 0.990, check and recalibration again.

** Delete as appropriate.

Remarks : _____

Calibrated by : Sam Lam
 Date : 17-Feb-12

Checked by : Cherry Mak
 Date : 17-Feb-12



Calibration Certificate

Certificate No. 12889

Page 1 of 2 Pages

Customer : Lam Geotechnics Limited

Address : 11/F., Centre Point, 181-185 Gloucester Road, Wanchai, Hong Kong

Order No. : Q10982

Date of receipt : 25-May-11

Item Tested

Description : Sound Level Calibrator

Manufacturer : Rion

Model : NC-73

Serial No. : 10465798

Test Conditions

Date of Test : 26-May-11

Supply Voltage : --

Ambient Temperature : (23 ± 3)°C

Relative Humidity : (50 ± 25) %

Test Specifications

Calibration check.

Ref. Document/Procedure : F21, Z02.

Test Results

All results were within the manufacturer's specification after adjustment.

The results are shown in the attached page(s).

Main Test equipment used:


<u>Equipment No.</u>	<u>Description</u>	<u>Cert. No.</u>	<u>Traceable to</u>
S014	Spectrum Analyzer	03926	NIM-PRC & SCL-HKSAR
S024	Sound Level Calibrator	04062	NIM-PRC & SCL-HKSAR
S041	Universal Counter	04461	SCL-HKSAR
S206	Sound Level Meter	04462	SCL-HKSAR

The values given in this Calibration Certificate only relate to the values measured at the time of the test and any uncertainties quoted will not include allowance for the equipment long term drift, variations with environmental changes, vibration and shock during transportation, overloading, mis-handling, or the capability of any other laboratory to repeat the measurement. Hong Kong Calibration Ltd. shall not be liable for any loss or damage resulting from the use of the equipment.

The test equipment used for calibration are traceable to International System of Units (SI).

The test results apply to the above Unit-Under-Test only

Calibrated by :


P. F. Wong

Approved by :


Alan Chu

Date: 26-May-11

This Certificate is issued by:

Hong Kong Calibration Ltd.

Unit 8B, 24/F., Well Fung Industrial Centre, No. 58-76, Ta Chuen Ping Street, Kwai Chung, NT, Hong Kong.

Tel: 2425 8801 Fax: 2425 8646

The copyright of this certificate is owned by Hong Kong Calibration Ltd.. It may not be reproduced except in full.



Calibration Certificate

Certificate No. 12889

Page 2 of 2 Pages

Results :

1. Level Accuracy (at 1 kHz)

UUT Nominal Value	Measured Value		Mfr's Spec.
	Before Adjust.	After Adjust.	
94 dB	*95.20 dB	93.94 dB	± 1 dB

Uncertainty : ± 0.2 dB

2. Frequency Accuracy

UUT Nominal Value	Measured Value	Mfr's Spec.
1 kHz	0.994 kHz	± 2 %

Uncertainty : ± 0.1 %

3. Level Stability : 0.0 dB

Uncertainty : ± 0.01 dB

4. Total Harmonic Distortion : < 0.5 %

Mfr's Spec. : < 3 %

Uncertainty : ± 2.3 % of reading

Remark : 1. UUT : Unit-Under-Test

2. The uncertainty claimed is for a confidence probability of not less than 95%.

3. The above measured values are the mean of 3 measurement.

4. Atmospheric Pressure : 1 004 hPa

5. *Out of Specification

----- END -----